

FJ FORSTHOFF
FORPLAST-P2



Barnes

Plastic Welding Equipment Ltd.



EN OPERATING INSTRUCTIONS
Hot Air Welding Machine

OPERATING INSTRUCTIONS

Please read the operating instructions carefully before commissioning the machine and store them in a safe place for future reference.

FORSTHOFF FORPLAST-P2
Hot air welding machine

Application:

Manually guided hot air welding machine for overlapping and seam welding on tarpaulins, films, coated fabrics and sealing sheeting made of PVC-P, PE, ECB, CSPE, EPDM, PVDF, etc, as well as PE-coated woven fabrics for trucks, tents, awnings, advertising banners, boat tarpaulins, covers for swimming pools, biotopes and agriculture

Welding scene with: 20 mm, 30 mm, 40 mm or 45 mm

CAUTION

Danger of death when opening the machine due to live components and connections being exposed. Remove the power plug from the socket before opening





Risk of fire and explosion in the case of incorrect use of hot air devices, particularly near to flammable materials and explosive gases.

Risk of burns! Do not touch heating element pipes and nozzles when hot. Allow the device to cool down. Do not point the stream of hot air at people or animals.

Connect the device to a **socket with protective earth**. Disconnecting the protective earth within or outside of the device is dangerous!

Only use extension cables with protective earth!

CAUTION

-  The nominal voltage stated on the device must match the mains voltage.
-  A residual current circuit breaker is compulsory when using the device on building sites in order to protect others.
-  The device must be operated under observation. Heat can make contact with flammable materials which are out of view.
-  Protect the device against moisture and water

